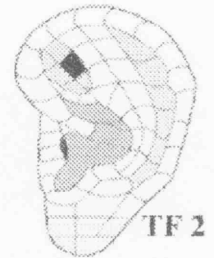
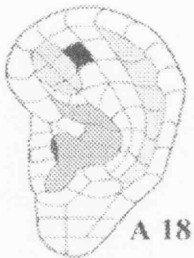
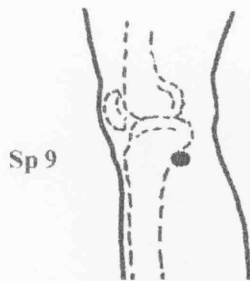
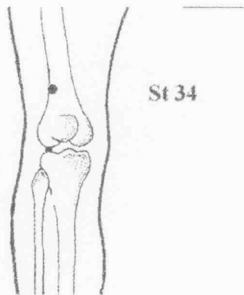
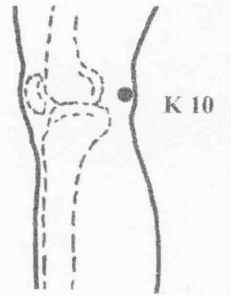
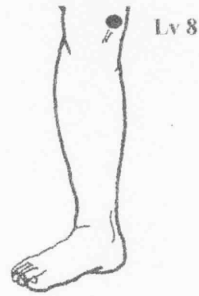
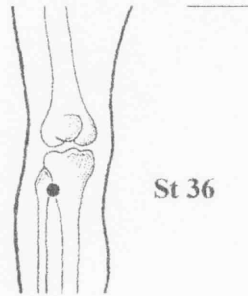
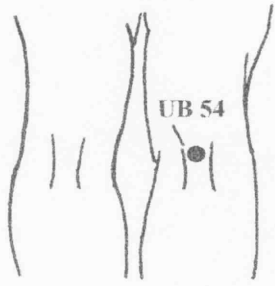


# AcuPoint Analysis KNEE, PAIN

## Points



**AcuPoint Analysis**  
**KNEE, PAIN**  
(DESCRIPTIONS)

Point	Description
<b>GB34</b>	Slightly below the level of the bottom on the kneecap, on the outer side of the leg, in the slight depression formed when the knee is completely straight. Forward of a line to the crown of the outer ankle.
<b>K10</b>	On the crease at the rear of the knee, toward the inner side of the leg. Do not use this point if you suffer from varicose veins.
<b>LV08</b>	On the inside of the knee, where the crease ends when the knee is bent.
<b>SP09</b>	On the inner portion of the leg, just below the level of the kneecap, in the concave depression just above the calf, in line with the crown of the inner ankle.
<b>ST34</b>	2 Cun above the top of the knee cap with the knees flexed.
<b>ST35</b>	Just below the kneecap in the outer indentation.
<b>ST36</b>	The width of one hand (3 Cun) below the bottom of the kneecap, and the width of one thumb (1 Cun) toward the outside of the leg (direction of the small toe.) Found in the trough or valley where the two most prominent bones of the calf come together.
<b>UB54</b>	In the center of the crease at the rear of the knee, between the two ligaments. Do not use this point if you have varicose veins.
<b>EA14</b>	Hand, Chinese Genus of Knee. Located on the 14th zone of the Antihelix zone.
<b>EA18</b>	Chinese Knee Joint. Located on the 18th zone of the Antihelix.
<b>ETF02</b>	French Knee, Chinese Hepatitis Point. Located on the 2nd zone of the Triangular Fossa.
<b>FO24</b>	Hip. Outside foot.
<b>HO47</b>	Sciatic nerve.